

26. [Area / Volume]

continues on page 234

MM7 1 2 2 3 3 4 4
MM8 1 1 2 2 3 3 4 4

Skill 26.1 Calculating the area of polygons by counting squares and triangles on a square grid (1).

- Count the number of fully shaded squares on the grid.
- If necessary add on the number of half shaded squares (or triangles).
- Look for shortcuts in your counting.

Hint: To calculate the area of a rectangular shape it is possible to count the number of squares in a row and then multiply by the number of squares in a column.

Q. Find the area of the rectangle.



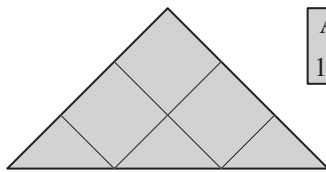
Area = 1 cm²

A. 6×2 There are 6 squares in a row and 2 squares in a column.
= **12 cm²**

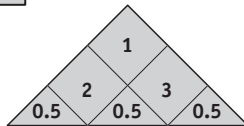
| | | | | | |
|---|---|---|---|---|---|
| 1 | 2 | 3 | 4 | 5 | 6 |
| 2 | | | | | |

Area = 1 cm²

a) Find the area of the triangle.



Area = 1 cm²



$3 + 0.5 + 0.5 + 0.5 =$ cm²


b) Find the area of the rectangle.



Area = 1 cm²

$1 \times 6 =$ cm²


c) Find the area of the rectangle.



Area = 1 cm²

$\dots =$ cm²


d) Find the area of the rectangle.



Area = 1 cm²

$\dots =$ cm²


e) Find the area of the rectangle.



Area = 1 cm²

$\dots =$ cm²

f) Find the area of the rectangle.



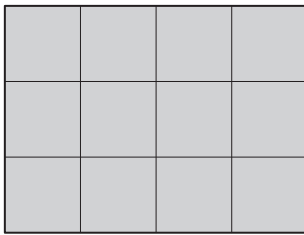
Area = 1 cm²

$\dots =$ cm²

Skill 26.1 Calculating the area of polygons by counting squares and triangles on a square grid (2).

MM7 1 1 2 2 3 3 4 4
MM8 1 1 2 2 3 3 4 4

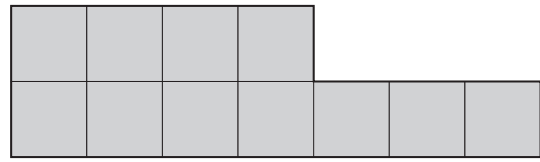
g) Find the area of the rectangle.



Area
= 1 cm²

..... = cm²

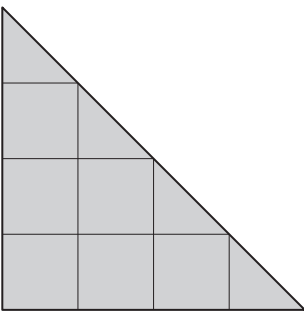
h) Find the area of the polygon.



Area
= 1 cm²

..... = cm²

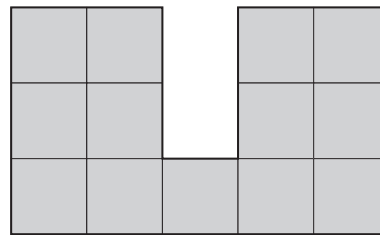
i) Find the area of the triangle.



Area
= 1 cm²

..... = cm²

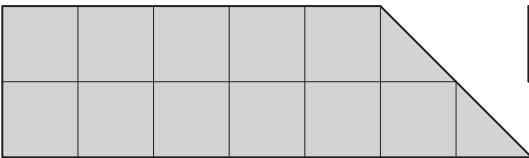
j) Find the area of the polygon.



Area
= 1 cm²

..... = cm²

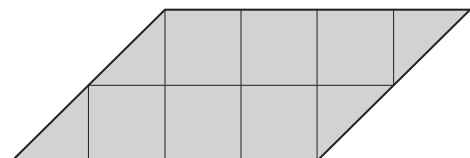
k) Find the area of the trapezium.



Area
= 1 cm²

..... = cm²

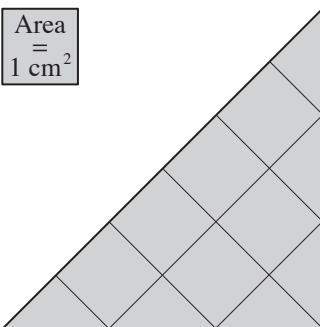
l) Find the area of the parallelogram.



Area
= 1 cm²

..... = cm²

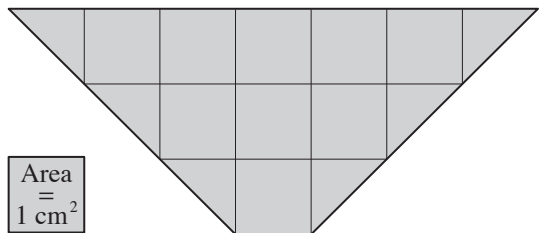
m) Find the area of the triangle.



Area
= 1 cm²

..... = cm²

n) Find the area of the trapezium.



Area
= 1 cm²

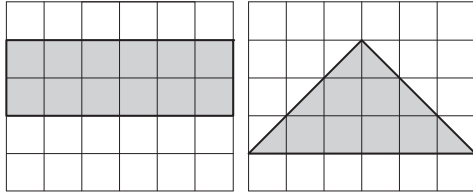
..... = cm²

Skill 26.2 Comparing the area of polygons on a square grid (1).

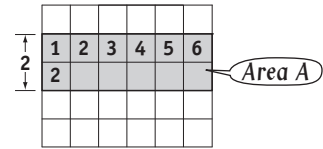
MM7 1 2 2 3 3 4 4
MM8 1 2 2 3 3 4 4

- Break the shape up into rectangles and triangles if necessary.
- Calculate the area of any rectangle by:
Counting the squares OR
Multiplying the number of squares in a row by the number of squares in a column.
- Calculate the area of any triangle by halving the area of the rectangle that would enclose it.
- Compare your results.

Q. Do the rectangle and the triangle have the same area?



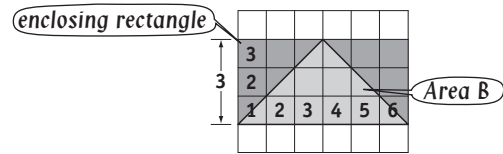
A. $Area A \neq Area B$ $Area A = 6 \times 2 = 12$ sq. units
 \Rightarrow **No**



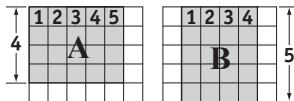
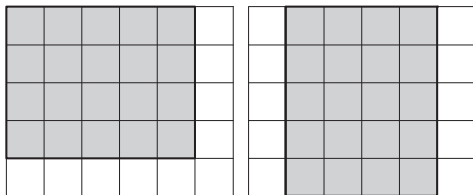
$$Area B = \frac{1}{2} \times 6 \times 3$$

$$= \frac{1}{2} \times 18$$

$$= 9 \text{ sq. units}$$



a) Do these rectangles have the same area?

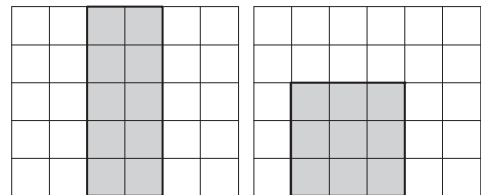


$Area A = 5 \times 4 = 20$

$Area B = 4 \times 5 = 20$

\Rightarrow **yes**

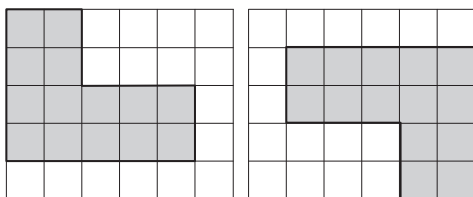
b) Do these rectangles have the same area?



$Area A =$

$Area B =$

c) Do these polygons have the same area?

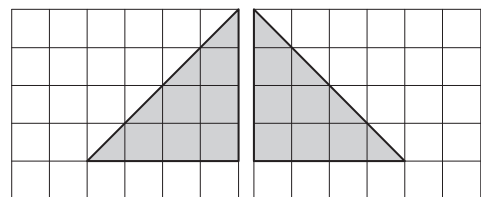


$Area A =$

$Area B =$

\Rightarrow

d) Do these triangles have the same area?



$Area A =$

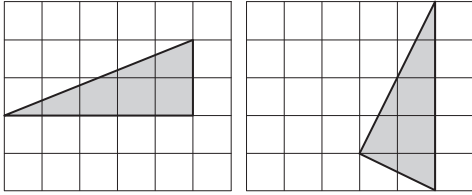
$Area B =$

\Rightarrow

Skill 26.2 Comparing the area of polygons on a square grid (2).

MM7 1 2 2 3 3 4 4
MM8 1 1 2 2 3 3 4 4

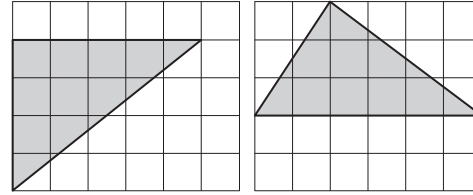
e) Do these triangles have the same area?



Area A =

Area B = ⇒

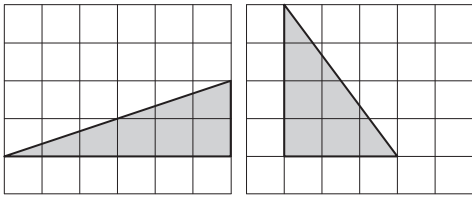
f) Do these triangles have the same area?



Area A =

Area B = ⇒

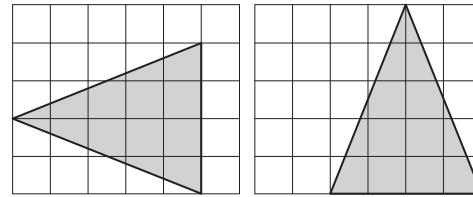
g) Do these triangles have the same area?



.....

..... ⇒

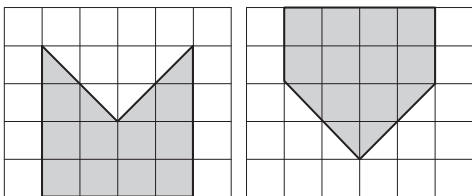
h) Do these triangles have the same area?



.....

..... ⇒

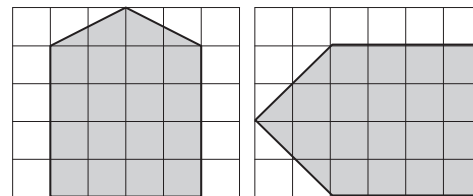
i) Do these polygons have the same area?



.....

.....

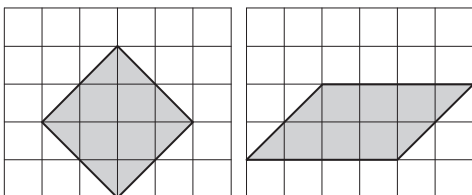
j) Do these polygons have the same area?



.....

.....

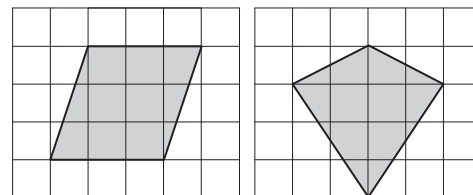
k) Do the square and the parallelogram have the same area?



.....

.....

l) Do the parallelogram and the kite have the same area?



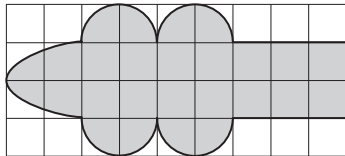
.....

.....

Skill 26.3 Estimating the area of irregular shapes on a square grid.

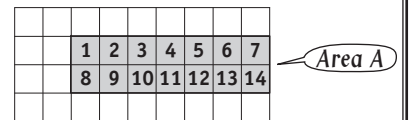
- Break the shape up into workable parts (rectangles/triangles/curved shapes).
- Calculate the area of any rectangle by:
Counting the squares OR
Multiplying the number of squares in a row by the number of squares in a column.
- Calculate the area of any triangle by halving the area of the rectangle that would enclose it.
- Estimate the area of any partly curved shape by making up whole squares from the shaded region.
- Add the results.

Q. Find the area of the shaded shape.
[Round to the nearest whole number.]

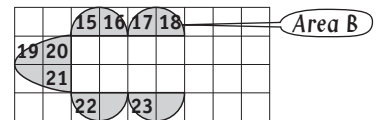


A. $Area A + Area B$
 $= 14 + 9$
 $= 23 \text{ sq. units}$

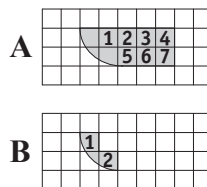
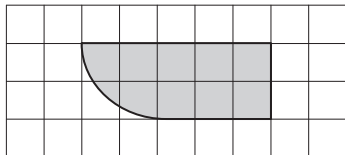
Area A = 14 whole units



Area B = 9 units
(made up from 12 part units)



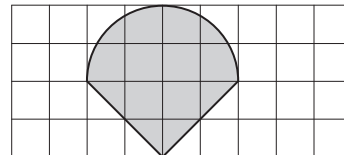
a) Find the area of the shaded shape.
[Round to the nearest whole number.]



$Area A = 7$ and $Area B = 2$

$Area A + B = 7 + 2 =$ sq. units

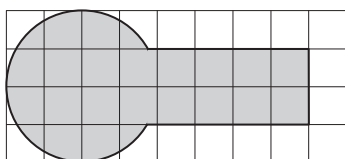
b) Find the area of the shaded shape.
[Round to the nearest whole number.]



$Area A =$ and $Area B =$

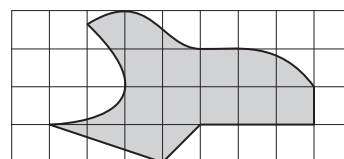
$Area A + B =$ = sq. units

c) Find the area of the shaded shape.
[Round to the nearest whole number.]



.....
.....
..... = sq. units

d) Find the area of the shaded shape.
[Round to the nearest whole number.]

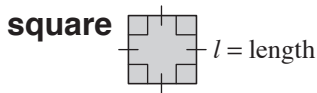


.....
.....
..... = sq. units

Skill 26.4 Calculating the area of squares, rectangles and parallelograms (1).

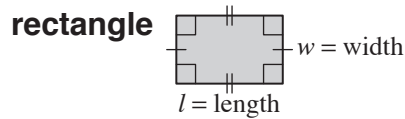
MM7 11 2 33 44
MM8 1 22 33 44

- Use the appropriate formula.



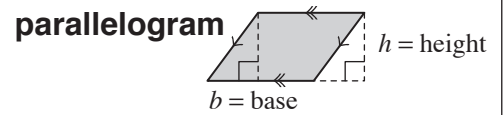
$$A = l \times l$$

$$= l^2$$



$$A = l \times w$$

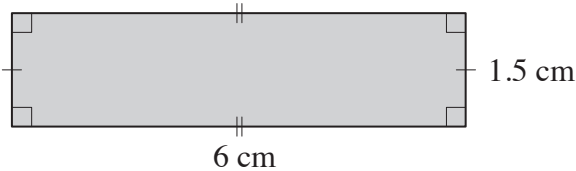
$$= lw$$



$$A = b \times h$$

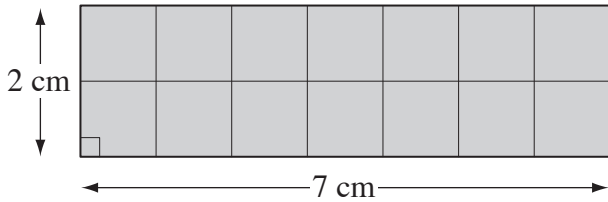
$$= bh$$

- Q.** Using $A = lw$ find the area of the rectangle.



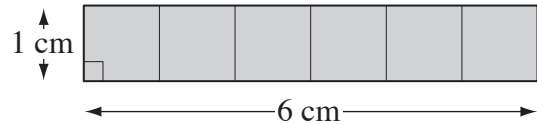
- A.** $A = lw$ where $l = 6$ and $w = 1.5$
 $= 6 \times 1.5$
 $= 9 \text{ cm}^2$

- a)** Using Area = length \times width find the area of this rectangle.



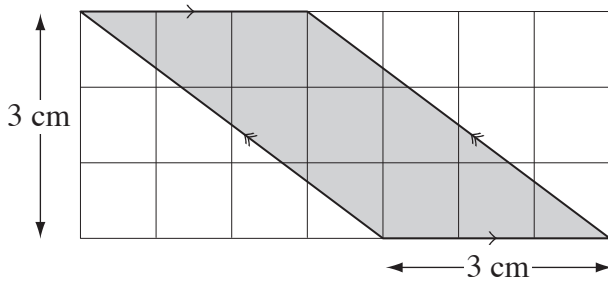
$$A = 7 \times 2 = \boxed{\text{cm}^2}$$

- b)** Using Area = length \times width find the area of this rectangle.



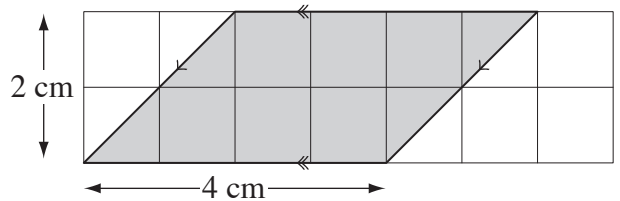
$$A = \dots = \boxed{\text{cm}^2}$$

- c)** Using Area = base \times height find the area of this parallelogram.



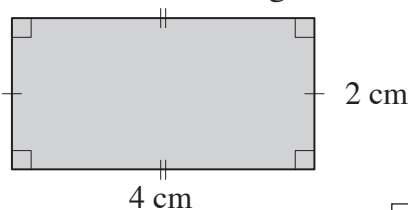
$$A = \dots = \boxed{\text{cm}^2}$$

- d)** Using Area = base \times height find the area of this parallelogram.



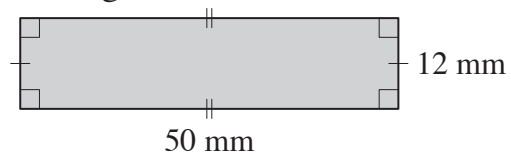
$$A = \dots = \boxed{\text{cm}^2}$$

- e)** Using Area = length \times width find the area of this rectangle.



$$A = \dots = \boxed{\text{cm}^2}$$

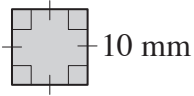
- f)** Using $A = lw$ find the area of the rectangle.



$$A = \dots = \boxed{\text{mm}^2}$$

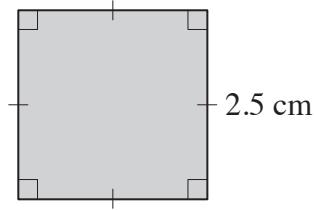
Skill 26.4 Calculating the area of squares, rectangles and parallelograms (2).

- g)** Using $\text{Area} = \text{length} \times \text{length}$ find the area of the square.



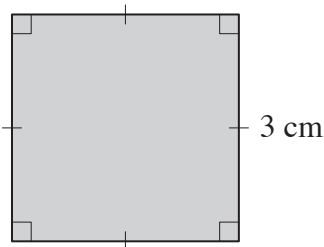
$$A = \dots = \boxed{\text{mm}^2}$$

- h)** Using $\text{Area} = l^2$ find the area of the square.



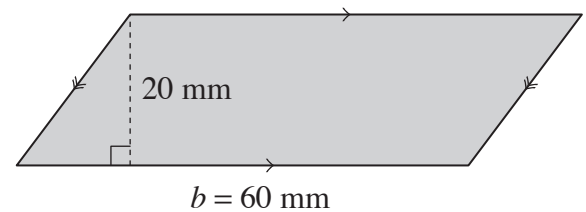
$$A = \dots = \boxed{\text{cm}^2}$$

- i)** Find the area of the square.



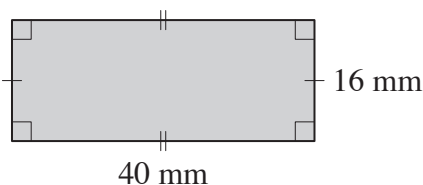
$$A = \dots = \boxed{\text{cm}^2}$$

- j)** Using $\text{Area} = \text{base} \times \text{height}$ find the area of the parallelogram.



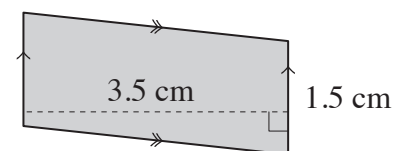
$$A = \dots = \boxed{\text{mm}^2}$$

- k)** Using $A = lw$ find the area of the rectangle.



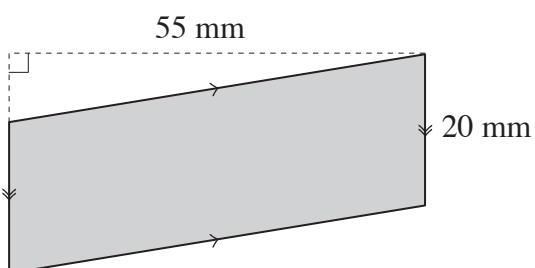
$$A = \dots = \boxed{\text{mm}^2}$$

- l)** Using $\text{Area} = \text{base} \times \text{height}$ find the area of the parallelogram.



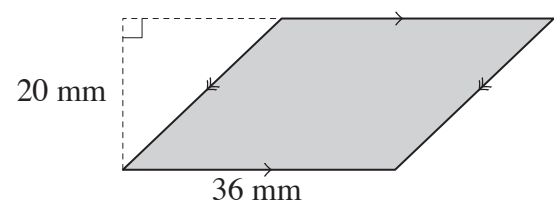
$$A = \dots = \boxed{\text{cm}^2}$$

- m)** Using $A = bh$ find the area of the parallelogram.



$$A = \dots = \boxed{\text{mm}^2}$$

- n)** Find the area of the parallelogram.



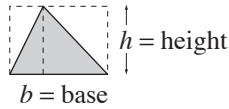
$$A = \dots = \boxed{\text{mm}^2}$$

Skill 26.5 Calculating the area of triangles (1).

MM7 11 22 33 44
MM8 11 22 33 44

- Use the formula.

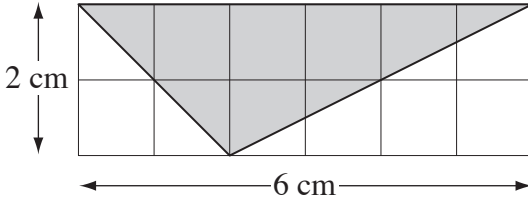
triangle



$$A = \frac{1}{2} \times b \times h$$

$$= \frac{1}{2} bh$$

Q. Using Area = $\frac{1}{2} \times$ base \times height find the area of the triangle.



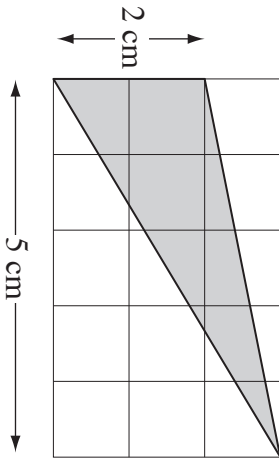
A. $A = \frac{1}{2} bh$ where $b = 6$ and $h = 2$

$$= \frac{1}{2} \times 6 \times 2$$

$$= \frac{1}{2} \times 12$$

$$= \mathbf{6 \text{ cm}^2}$$

a) Using Area = $\frac{1}{2} \times$ base \times height find the area of the triangle.

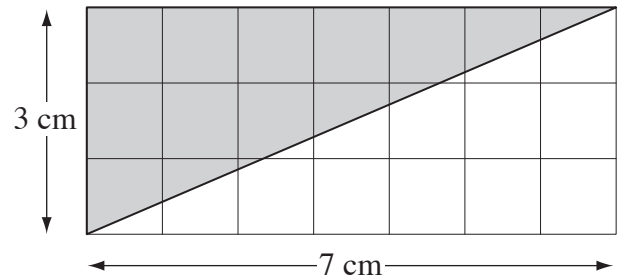


$$A = \frac{1}{2} \times 2 \times 5$$

.....

$$= \frac{1}{2} \times 10 = \boxed{\text{cm}^2}$$

b) Using Area = $\frac{1}{2} \times$ base \times height find the area of the triangle.

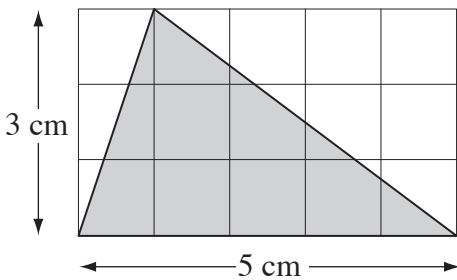


$$A =$$

.....

$$= \boxed{\text{cm}^2}$$

c) Using Area = $\frac{1}{2} \times$ base \times height find the area of the triangle.

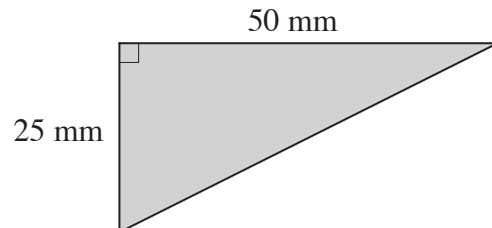


$$A =$$

.....

$$= \boxed{\text{cm}^2}$$

d) Using $A = \frac{1}{2} bh$ find the area of the right-angled triangle.



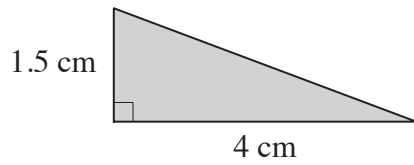
$$A =$$

.....

$$= \boxed{\text{mm}^2}$$

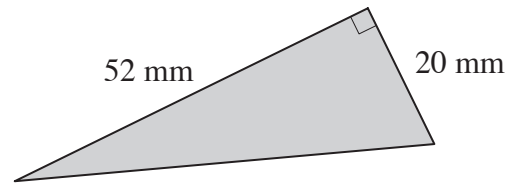
Skill 26.5 Calculating the area of triangles (2).

e) Using $\text{Area} = \frac{1}{2} \times \text{base} \times \text{height}$ find the area of the triangle.



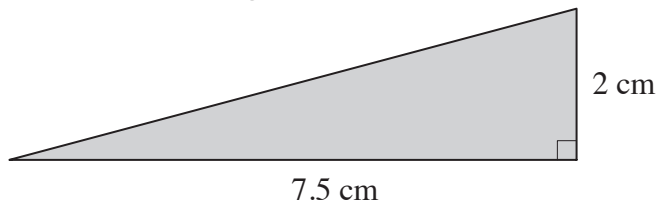
$A =$
.....
= = cm^2

f) Using $\text{Area} = \frac{1}{2} bh$ find the area of the triangle.



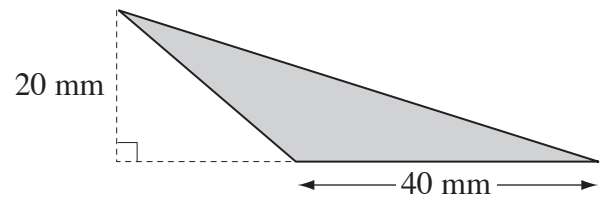
$A =$
.....
= = mm^2

g) Using $\text{Area} = \frac{1}{2} \times \text{base} \times \text{height}$ find the area of the triangle.



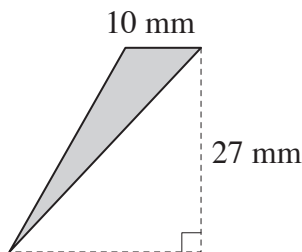
$A =$
.....
= = cm^2

h) Using $\text{Area} = \frac{1}{2} bh$ find the area of the triangle.



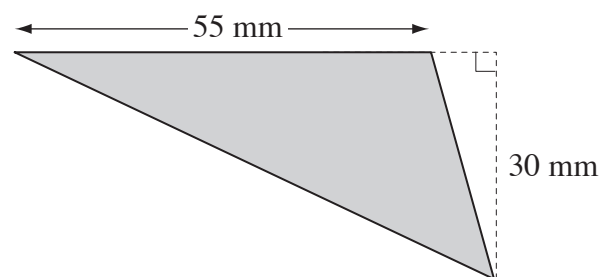
$A =$
.....
= = mm^2

i) Using $\text{Area} = \frac{1}{2} bh$ find the area of the triangle.



$A =$
.....
= = mm^2

j) Using $\text{Area} = \frac{1}{2} bh$ find the area of the triangle.



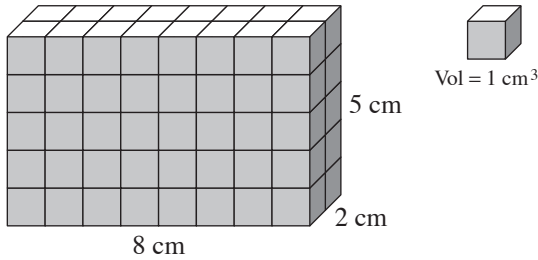
$A =$
.....
= = mm^2

Skill 26.6 Calculating the volume of rectangular prisms by counting cubes (1).

MM7 11 22 3 44
MM8 11 2 33 44

- Count the cubes.
Hint: Count the cubes in one layer and then multiply the result by the total number of layers.

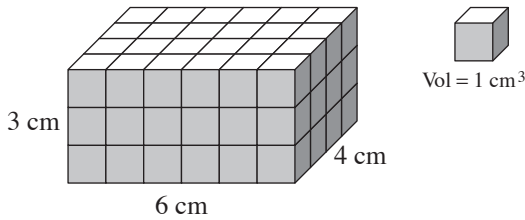
Q. Find the volume of the rectangular prism.



A. $V = 16 \times 5$
 $= 80 \text{ cm}^3$

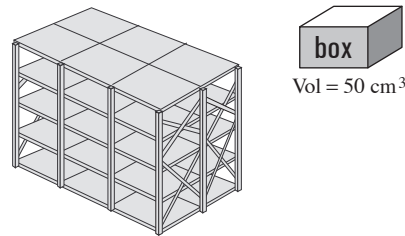
16 cubes in top layer
5 layers all together

a) Using Volume = length \times width \times height, find the volume of the rectangular prism.



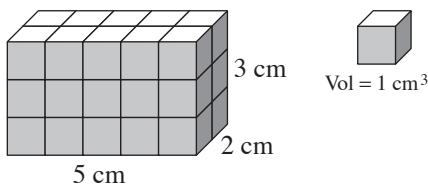
$V = 24 \times 3 = \boxed{\text{cm}^3}$

b) If 24 boxes can fit inside these shelves, find the total volume of the boxes.



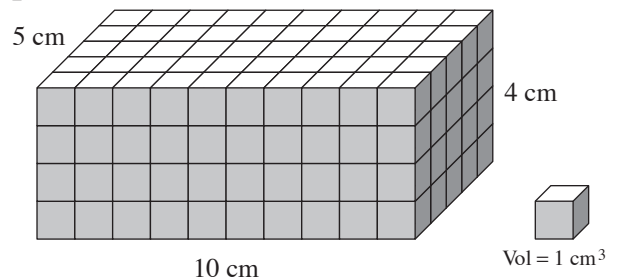
$V = \dots = \boxed{\text{cm}^3}$

c) Using Volume = length \times width \times height, find the volume of the rectangular prism.



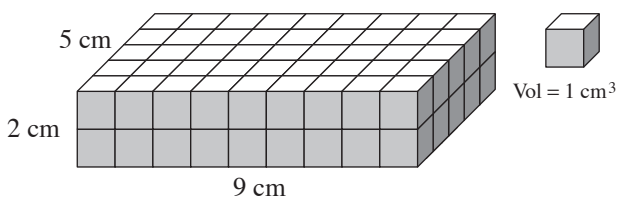
$V = \dots = \boxed{\text{cm}^3}$

d) Using Volume = length \times width \times height, find the volume of the rectangular prism.



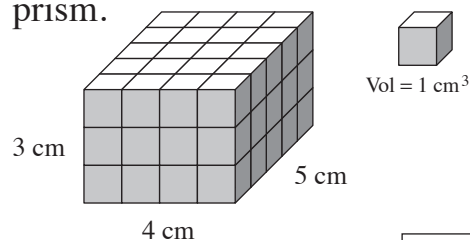
$V = \dots = \boxed{\text{cm}^3}$

e) Using Volume = length \times width \times height, find the volume of the rectangular prism.



$V = \dots = \boxed{\text{cm}^3}$

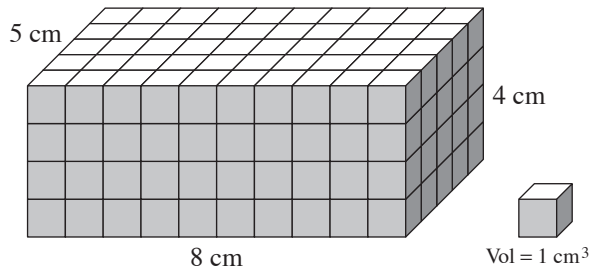
f) Using Volume = length \times width \times height, find the volume of the rectangular prism.



$V = \dots = \boxed{\text{cm}^3}$

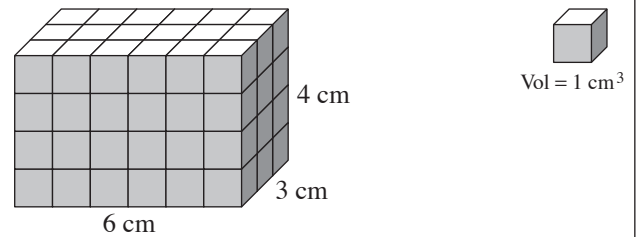
Skill 26.6 Calculating the volume of rectangular prisms by counting cubes (2).

- g)** Using $\text{Volume} = \text{length} \times \text{width} \times \text{height}$, find the volume of the rectangular prism.



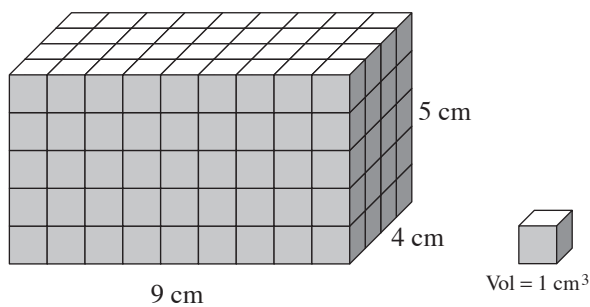
$$V = \dots = \boxed{\text{cm}^3}$$

- h)** Using $V = lwh$ find the volume of the rectangular prism.



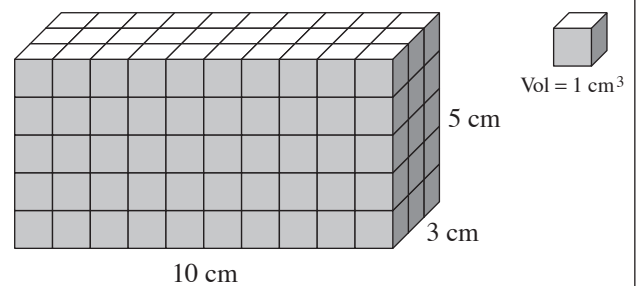
$$V = \dots = \boxed{\text{cm}^3}$$

- i)** Using $V = lwh$ find the volume of the rectangular prism.



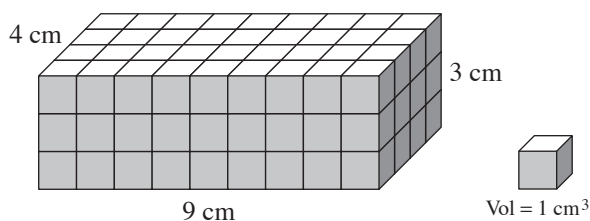
$$V = \dots = \boxed{\text{cm}^3}$$

- j)** Using $V = lwh$ find the volume of the rectangular prism.



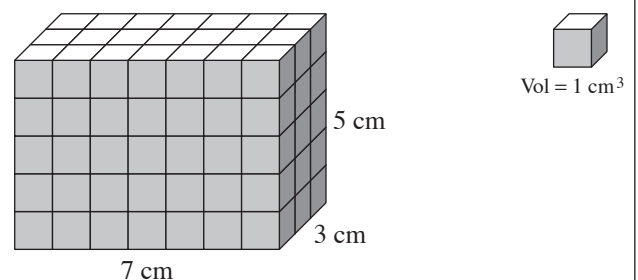
$$V = \dots = \boxed{\text{cm}^3}$$

- k)** Using $V = lwh$ find the volume of the rectangular prism.



$$V = \dots = \boxed{\text{cm}^3}$$

- l)** Using $V = lwh$ find the volume of the rectangular prism.



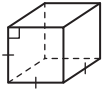
$$V = \dots = \boxed{\text{cm}^3}$$

Skill 26.7 Calculating the volume of square and rectangular prisms (1).

MM7 11 22 33 44
MM8 11 22 33 44

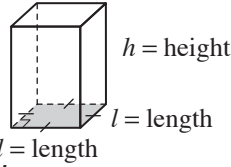
- Use the appropriate formula.

cube



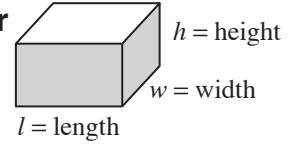
$$V = l \times l \times l \\ = l^3$$

square prism



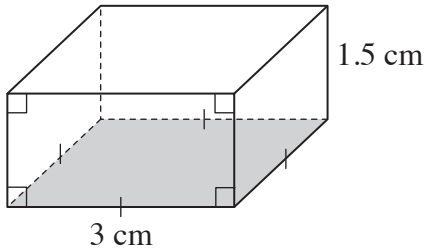
$$V = l \times l \times h \\ = l^2 h$$

rectangular prism



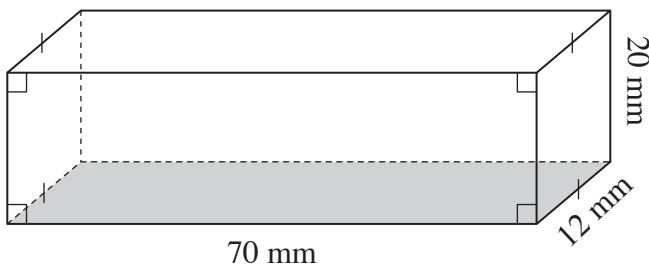
$$V = l \times w \times h \\ = lwh$$

- Q.** Using $V = l^2 h$ find the volume of the square prism.



A. $V = 3^2 \times 1.5$
 $= 9 \times 1.5$
 $= 13.5 \text{ cm}^3$

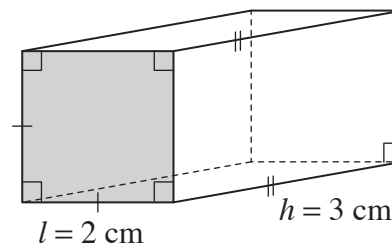
- a)** Using $V = lwh$ find the volume of the rectangular prism.



$$V = 70 \times 12 \times 20$$

$$= 840 \times 20 = \boxed{16800 \text{ mm}^3}$$

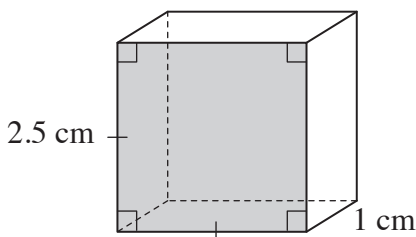
- b)** Using $V = l^2 h$ find the volume of the square prism.



$$V =$$

$$= \quad = \boxed{\text{cm}^3}$$

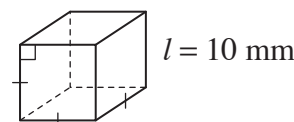
- c)** Using $V = l^2 h$ find the volume of the square prism.



$$V =$$

$$= \quad = \boxed{\text{cm}^3}$$

- d)** Using $V = l^3$ find the volume of the cube.

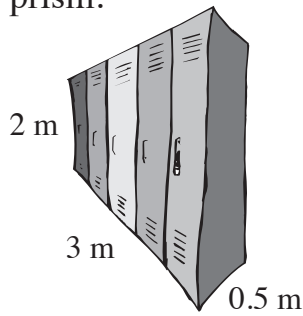


$$V =$$

$$= \quad = \boxed{\text{mm}^3}$$

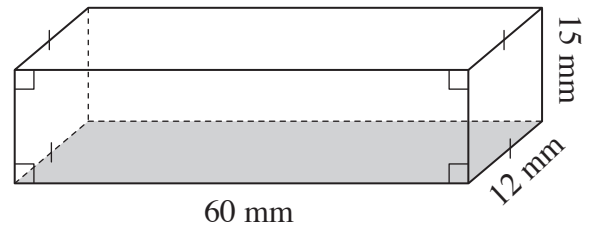
Skill 26.7 Calculating the volume of square and rectangular prisms (2).

- e) Using $V = lwh$ find the volume of the bank of lockers that is a rectangular prism.



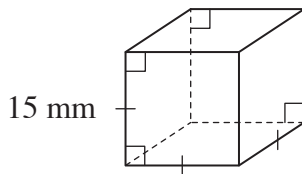
$V =$
.....
= = m^3

- f) Using $V = lwh$ find the volume of the rectangular prism.



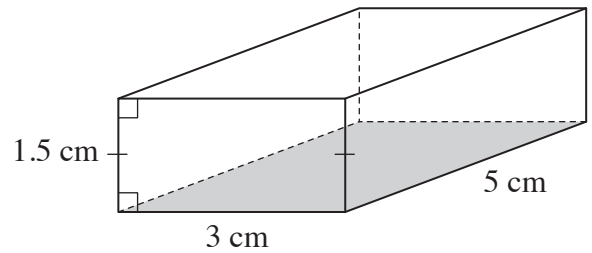
$V =$
.....
= = mm^3

- g) Using $V = l^3$ find the volume of the cube.



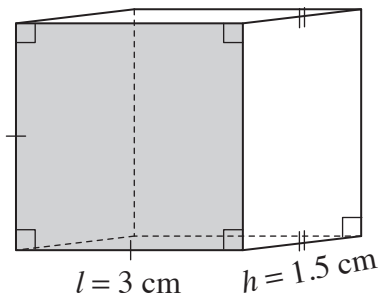
$V =$
.....
= = mm^3

- h) Using $V = lwh$ find the volume of the rectangular prism.



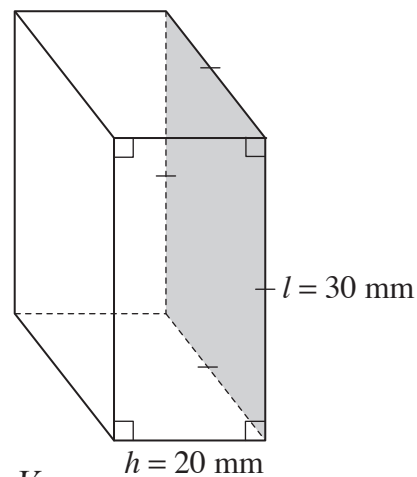
$V =$
.....
= = cm^3

- i) Using $V = l^2h$ find the volume of the square prism.



$V =$
.....
= = cm^3

- j) Using $V = l^2h$ find the volume of the square prism.



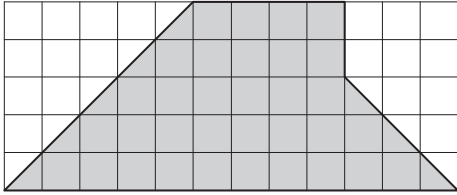
$V =$
.....
= = mm^3

Skill 26.8 Calculating the area of composite shapes (1).

MM7 11 22 33 44
MM8 11 22 33 44

- Break the shape up into workable parts (rectangles/triangles).
- Calculate the area of each part. (see skills 26.4 to 26.5, pages 238 to 240)
- Add the results.

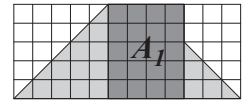
Q. Find the area of the shaded polygon.



A. $A_1 = lw$ where $l = 4$ and $w = 5$

$$= 4 \times 5$$

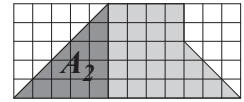
$$= 20$$



$A_2 = \frac{1}{2}bh$ where $b = 5$ and $h = 5$

$$= \frac{1}{2} \times 5 \times 5$$

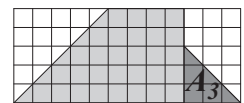
$$= 12.5$$



$A_3 = \frac{1}{2}bh$ where $b = 3$ and $h = 3$

$$= \frac{1}{2} \times 3 \times 3$$

$$= 4.5$$

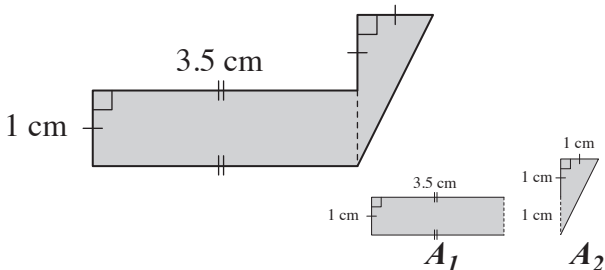


$$A = A_1 + A_2 + A_3$$

$$= 20 + 12.5 + 4.5$$

$$= 37 \text{ sq. units}$$

a) Find the area of the shaded polygon.

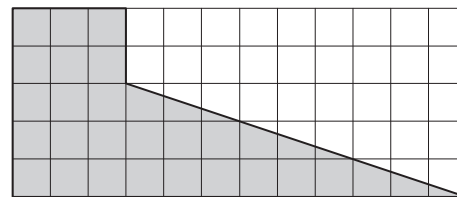


$$A_1 = 1 \times 3.5 = 3.5$$

$$A_2 = \frac{1}{2} \times 1 \times 1 = 0.5$$

$$A = 3.5 + 0.5 = \boxed{4} \text{ cm}^2$$

b) Find the area of the shaded polygon.

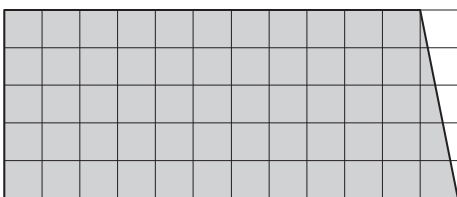


$$A_1 = \dots$$

$$A_2 = \dots$$

$$A = \dots = \boxed{\dots} \text{ sq. units}$$

c) Find the area of the shaded polygon.

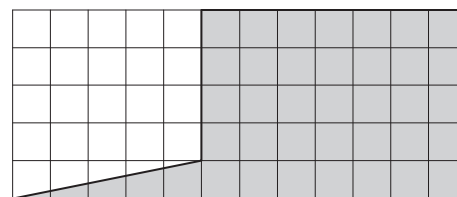


$$A_1 = \dots$$

$$A_2 = \dots$$

$$A = \dots = \boxed{\dots} \text{ sq. units}$$

d) Find the area of the shaded polygon.



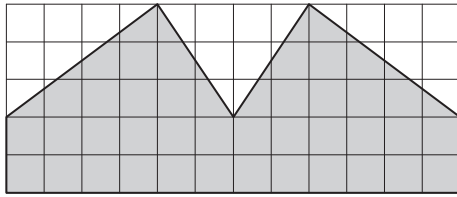
$$A_1 = \dots$$

$$A_2 = \dots$$

$$A = \dots = \boxed{\dots} \text{ sq. units}$$

Skill 26.8 Calculating the area of composite shapes (2).

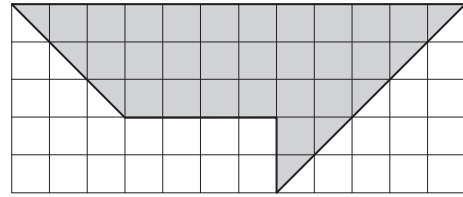
e) Find the area of the shaded polygon.



$A_1 =$ $A_2 =$

$A =$ = sq. units

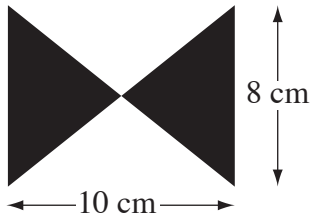
f) Find the area of the shaded polygon.



$A_1 =$ $A_2 =$

$A =$ = sq. units

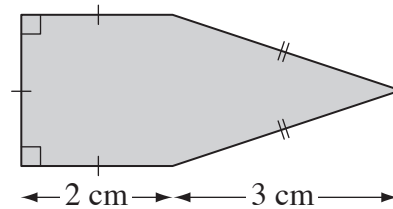
g) Find the area of the bowtie.



$A_1 =$ $A_2 =$

$A =$ = cm²

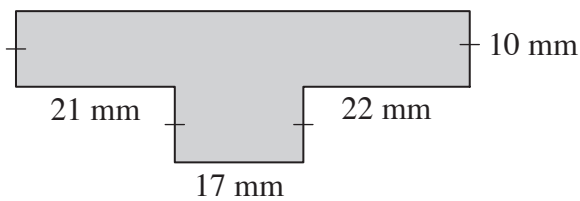
h) Find the area of the polygon.



$A_1 =$ $A_2 =$

$A =$ = cm²

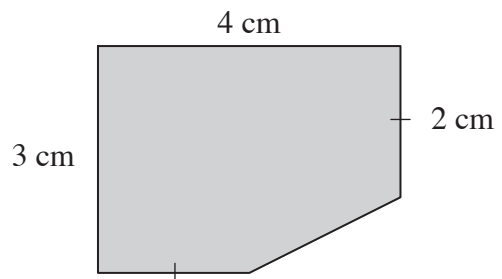
i) Find the area of the shaded polygon.



$A_1 =$ $A_2 =$

$A =$ = mm²

j) Find the area of the polygon.

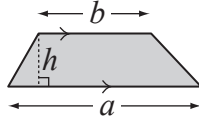


$A_1 =$ $A_2 =$

$A =$ = cm²

- Use the appropriate formula.

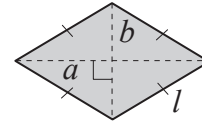
trapezium



$$A = \frac{1}{2} (\text{base } a + \text{base } b) \times \text{height } h$$

$$= \frac{1}{2} (a + b)h$$

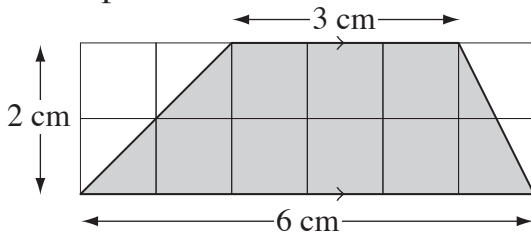
rhombus



$$A = \frac{1}{2} \times \text{diagonal } a \times \text{diagonal } b$$

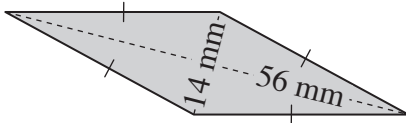
$$= \frac{1}{2} ab$$

- Q.** Using $A = \frac{1}{2}(a + b)h$ find the area of the trapezium.



- A.** $A = \frac{1}{2}(a + b)h$ where $a = 3$, $b = 6$ and $h = 2$
- $$= \frac{1}{2} \times (6 + 3) \times 2$$
- $$= \frac{1}{2} \times 9 \times 2$$
- $$= \mathbf{9 \text{ cm}^2}$$

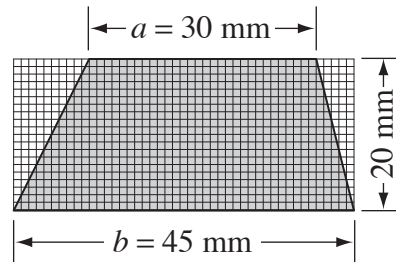
- a)** Using $A = \frac{1}{2}ab$ find the area of the rhombus.



$$A = \frac{1}{2} \times 14 \times 56$$

$$= 7 \times 56 = \boxed{\text{mm}^2}$$

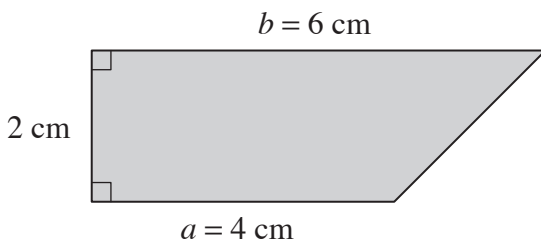
- b)** Using Area = $\frac{1}{2}(\text{base } a + \text{base } b) \times \text{height}$ find the area of the trapezium.



$$A =$$

$$= \boxed{\text{mm}^2}$$

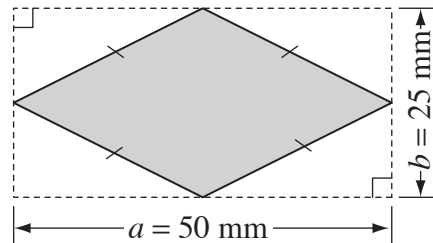
- c)** Using $A = \frac{1}{2}(a + b)h$ find the area of the trapezium.



$$A =$$

$$= \boxed{\text{cm}^2}$$

- d)** Using Area = $\frac{1}{2} \times \text{diagonal } a \times \text{diagonal } b$ find the area of the rhombus.



$$A =$$

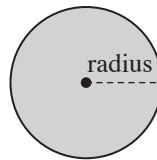
$$= \boxed{\text{mm}^2}$$

Skill 26.10 Calculating the area of circles and composite circular shapes.

MM7 11 22 33 44
MM8 11 22 33 44

- Use the formula.

circle



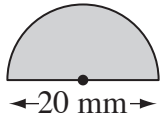
$$A = \pi \times \text{radius} \times \text{radius}$$

$$= \pi r^2$$

where $\pi \approx 3.14\dots$
or $\approx \frac{22}{7}$

Hint: If you are given the diameter then halve to find the radius: $r = \frac{d}{2}$

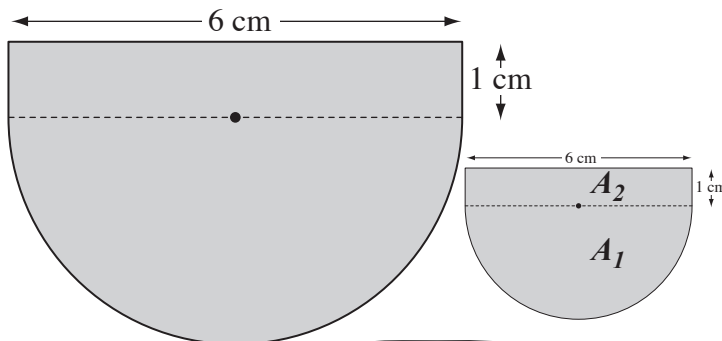
- Q.** Using $A = \pi r^2$ and $\pi \approx 3.14$, find the area of the semi-circle.



- A.** Area of circle = πr^2 where $d = 20$ and $r = 10$
 $= 3.14 \times 10^2$
 $= 3.14 \times 100$
 $= 314$
 Area of semi-circle
 $= 314 \div 2$
 $= 157 \text{ mm}^2$

$r = \frac{d}{2}$

- a)** Using $A = \pi r^2$ and $\pi \approx 3.14$, find the area of the shaded shape.



If $d = 6$ then $r = 3$

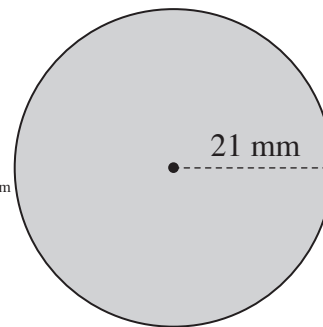
$\div 2$ for the semi-circle

$$A_1 = 3.14 \times 3 \times 3 \div 2 = 14.13$$

$$A_2 = 6 \times 1 = 6 \text{ and using } A = A_1 + A_2$$

$$A = 14.13 + 6 = \boxed{\text{cm}^2}$$

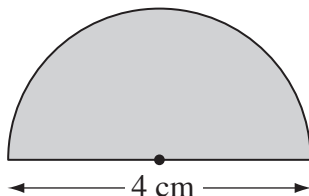
- b)** Using $A = \pi r^2$ and $\pi \approx \frac{22}{7}$, find the area of the circle.



$$A =$$

$$= \boxed{\text{mm}^2}$$

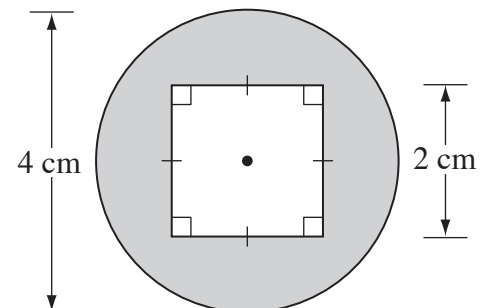
- c)** Using $A = \pi r^2$ and $\pi \approx 3.14$, find the area of the semi-circle.



$$A =$$

$$= \boxed{\text{cm}^2}$$

- d)** Using $A = \pi r^2$ and $\pi \approx 3.14$, find the area of the shaded shape.



$$A_1 =$$

$$A_2 =$$

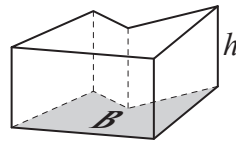
$$A = \boxed{\text{cm}^2}$$

Skill 26.11 Calculating the volume of any prism.

MM7 11 22 33 44
MM8 11 22 33 44

- Use the general formula.

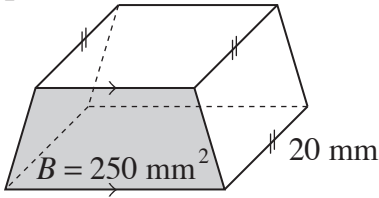
prism



$$V = \text{Area of base} \times \text{height of prism}$$

$$= Bh$$

- Q. Using $V = Bh$ find the volume of the prism.

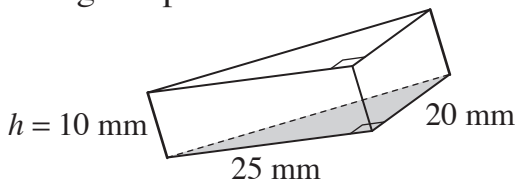


A. $A = Bh$ where $B = 250$ and $h = 20$

$$= 250 \times 20$$

$$= 5000 \text{ mm}^3$$

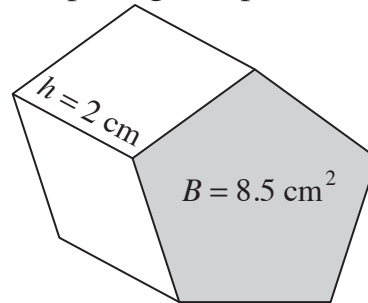
- a) Using $V = Bh$ find the volume of the triangular prism.



$$B = \frac{1}{2} \times 25 \times 20 = 250$$

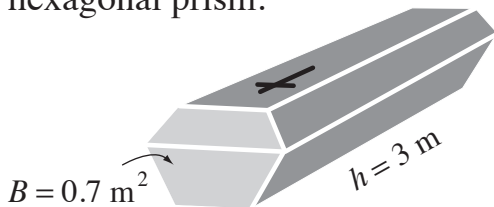
$$V = 250 \times 10 = \boxed{\text{mm}^3}$$

- b) Using Volume = area of the base \times height of the prism find the volume of the pentagonal prism.



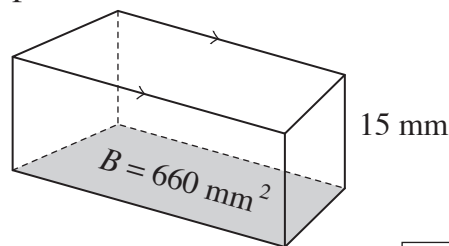
$$V = \boxed{\text{cm}^3}$$

- c) Using $V = Bh$ find the volume of the hexagonal prism.



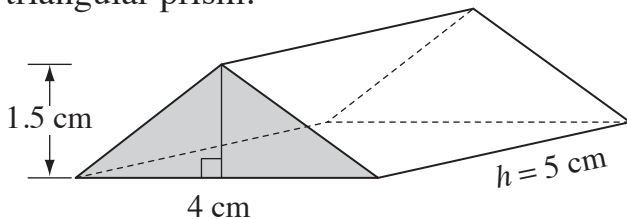
$$V = \boxed{\text{m}^3}$$

- d) Using $V = Bh$ find the volume of the prism.



$$V = \boxed{\text{mm}^3}$$

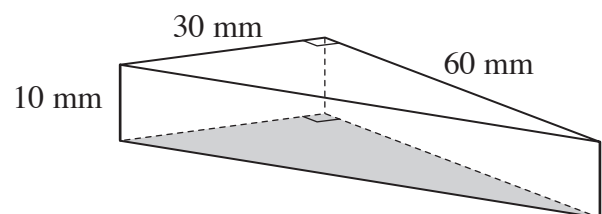
- e) Using $V = Bh$ find the volume of the triangular prism.



$$B = \dots$$

$$V = \boxed{\text{cm}^3}$$

- f) Using $V = Bh$ find the volume of the triangular prism.



$$B = \dots$$

$$V = \boxed{\text{mm}^3}$$