

# Bringing Maths to Life - Soccer Tables





The tables below show the team standings after 2 rounds of the Soccer World Cup.

During the group stage, each team plays each other team in the group once. A group table shows the number of matches played, wins, draws, losses, goals for (scored) and goals against (received) for each team in that group.

Your task is to use only this data to figure out which teams met in the third round robin games.  
Good luck!

## Worked Example - GROUP D

Which country did Denmark play in their third round robin game?

GROUP D TEAMS	MP	W	D	L	GF	GA	Pts
	Matches Played	Wins	Draws	Losses	Goals For	Goals Against	Points
 France	2	2	0	0	6	2	6
 Australia	2	1	0	1	2	4	3
 Denmark	2	0	1	1	1	2	1
 Tunisia	2	0	1	1	0	1	1

**HINT** Use trial and error and consider the goals for and goals against of every team.

### First round

Denmark vs Tunisia was a draw 0 - 0 (they are the only teams with a draw each, and Tunisia has 0 goals for)  
France won against Australia (France has no loss)

### Second round

Both France and Australia won.

**Assume Australia won against Tunisia.** The score must be 1 - 0, as Tunisia has 1 goal against.

Australia has 2 goals for and 4 goals against, which means that France beat Australia 4 - 1 in the first round.

France has 6 goals for and 4 against, so France beat Denmark 2 - 1 in the second round.

This is correct, as Denmark scored 1 goal and received 2 goals.





The other alternative for the second round is:

**Australia won against Denmark and France won against Tunisia,** but the goals do not match this option.

Therefore **Denmark played Australia in their third round robin game.**

## GROUP B

Which country did England play in its third round robin game?

GROUP B TEAMS	MP	W	D	L	GF	GA	Pts
	Matches Played	Wins	Draws	Losses	Goals For	Goals Against	Points
 England	2	1	1	0	6	2	4
 Iran	2	1	0	1	4	6	3
 USA	2	0	2	0	1	1	2
 Wales	2	0	1	1	1	3	1

**HINT** Look at the number of draws to see who USA played against in the first two rounds. No goals are needed to find the answer.

England vs \_\_\_\_\_



Enjoyed this activity?





To check out a textbook packed full of maths games and puzzles like this visit [mathsmate.net/textbooks](https://mathsmate.net/textbooks)

© 2023 The Educational Advantage Pty. Ltd. All rights reserved.

## GROUP H

Which country did Ghana play in its third round robin game?





**HINT** Look at the number of 'goals for' scored by Uruguay.

GROUP H TEAMS	MP	W	D	L	GF	GA	Pts
	Matches Played	Wins	Draws	Losses	Goals For	Goals Against	Points
 Portugal	2	2	0	0	5	2	6
 Ghana	2	1	0	1	5	5	3
 South Korea	2	0	1	1	2	3	1
 Uruguay	2	0	1	1	0	2	1

Ghana vs \_\_\_\_\_

## GROUP G





Which country did Serbia play in its third round robin game?

GROUP G TEAMS	MP	W	D	L	GF	GA	Pts
	Matches Played	Wins	Draws	Losses	Goals For	Goals Against	Points
 Brazil	2	2	0	0	3	0	6
 Switzerland	2	1	0	1	1	1	3
 Cameroon	2	0	1	1	3	4	1
 Serbia	2	0	1	1	3	5	1

Serbia vs \_\_\_\_\_

## GROUP F





Which country did Belgium play in its third round robin game?

GROUP F TEAMS	MP	W	D	L	GF	GA	Pts
	Matches Played	Wins	Draws	Losses	Goals For	Goals Against	Points
 Croatia	2	1	1	0	4	1	4
 Morocco	2	1	1	0	2	0	4
 Belgium	2	1	0	1	1	2	3
 Canada	2	0	0	2	1	5	0

Belgium vs \_\_\_\_\_

## GROUP E

Which country did Germany play in its third round robin game?

GROUP E TEAMS	MP	W	D	L	GF	GA	Pts
	Matches Played	Wins	Draws	Losses	Goals For	Goals Against	Points
 Spain	2	1	1	0	8	1	4
 Japan	2	1	0	1	2	2	3
 Costa Rica	2	1	0	1	1	7	3
 Germany	2	0	1	1	2	3	1

Germany vs \_\_\_\_\_